

## MFC Diamerrick Monogram Guidebook

The inspiration source for MFC Diamerrick Monogram is a 1930's Butterick embroidery transfer. Originally just a single initial presented in a diamond form, we've further developed it as a two/three letter monogramming solution as well. A classic diamond form, whether paired with the initial of inspiration or not, this monogram style is now digitally recreated for modern use in MFC Diamerrick Monogram, complete with two and three letter monograms, and a selection of frames to add a final custom touch!

### MFC Diamerrick Monogram Styles

Diamerrick Monogram supports two and three letter monograms, and comes with various frame styles. Diamerrick Monogram uses the Ligatures feature, available in most OpenType savvy applications, such as Adobe Illustrator CS (see Fig. 1). The Ligatures feature is typically enabled automatically, but you may need to confirm this in your program if you are not certain. If any second lowercase letter typed does not automatically switch to form the right side of the diamond form, you do not have Ligatures enabled.

Two letter monogram



Type any two lowercase letters

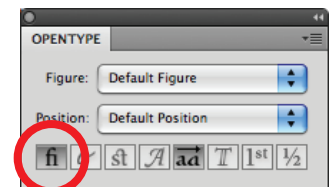
Three letter monogram



Type any lowercase + Capital + lowercase


Figure 1

The Ligatures option is selected here in the OpenType Palette...




Diamerrick Monogram also has unique frame capabilities, for positive and negative monogram design styles. See the formulas below on how to create these custom accented monograms.

Two letter framed positive & negative monogram



Type ! @ # \$ % ^ or \* for a positive frame, followed by any two lowercase letters. For a negative frame type ( or ), change your font color and then type any two lowercase letters

Three letter framed positive & negative monogram



Type number 1-8 for positive frames followed by any lowercase, Capital, lowercase combination. For a negative frame, type 9 or 0, change your font color, then type by any lowercase, Capital, lowercase combination.

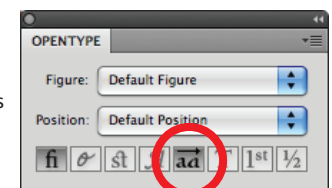
### MFC Diamerrick Bonus Style: Vintage Type Setting

Diamerrick Monogram also has a bonus OpenType feature that creates vintage text settings. To use this feature, you must first disable the Ligature feature, then enable the Stylistic Alternates feature (see Fig. 2). Now type a space character followed by any number of lowercase letters. You can combine it with Capital letters for even more interesting text settings.



Figure 2

The Stylis Alts option is selected here in the OpenType Palette...



Below is a character map of the various frames available as part of MFC Diamerrick Monogram.

