

MAZE MONOGRAMS
© 2018 Harold Lohner
haroldsfonts.com
hlohner@aol.com


Unique font to make monograms and other bits of text in a unusual maze style




1. Install the font like any other and restart the application you want to use it in.

2. Type your monogram or other text. The big letters above are in the uppercase positions; the small ones are in the lowercase positions. There are also brackets and spacers. Here are some samples to get you started.


3. To get a monogram like this  you type **[ABC]**

4. If you want it spread out a bit more like this  you type **[A-B-C]**

5. If you want to include small letters like this  you type **{aBc}**

6. Or for this  you type **(aBc)**

7. There are large and small ampersands   you type **[A-&-B]** or **[C+D]**

8. The small letters are spaced to be used singly with the big letters. But if you want to use them together like this  you type **{a/b/c}** so they connect, or adjust your tracking or spacing to taste.