












MFC Franklin Corners Three Guidebook

The inspiration source for Franklin Corners Three is a collection of the Metal Corners from the 1889 "Convenient Book of Specimens" from Franklin Type Foundry in Cincinnati. This collection of ornate corners has been put together with their matching precision rules, alternate bare corners, and a basic dual line frame for added versatility.

You can start with a new document or work on a new layer within an existing document. Select MFC Franklin Corners Three from the font menu. (Some users may have font previewing enabled in the font menu which will cause the font name to appear as border elements, disable this option in order to choose the name)

Make certain that the point size of the font is the same as the leading being applied to the font so the borders will meet up properly. While we've adjusted this within the font, your program may override these settings. For instance a 12 point font should have 12 points of leading.

Below is a side-by-side letter to border legend so you can easily start building your cornered frames right away.

<p>! + @ + # \$ + SPACE + % ^ + & + *</p> 	<p>1 + 2 + 3 4 + SPACE + 5 6 + 7 + 8</p> 	<p>A + B + C D + SPACE + E F + G + H</p> 
<p>I + J + K L + SPACE + M N + O + P</p> 	<p>Q + R + S T + SPACE + U V + W + X</p> 	<p>[+] + \ : + SPACE + ; , + . + /</p> 
<p>a + b + c d + SPACE + e f + g + h</p> 	<p>i + j + k l + SPACE + m n + o + p</p> 	<p>q + r + s t + SPACE + u v + w + x</p> 

For those with access to Stylistic Alternates, there is the option to select any corners of the frame and switch to a basic corner Stylistic Alternate. It's a feature that not only lends extra versatility to your framing needs, but also a sense of style when used on opposing corners.


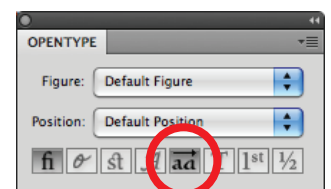


Figure 1

The Stylistic Alternates option is selected here in the OpenType Palette...



MFC Franklin Corners Three Guidebook (cont.)

So now you may be saying, "Gee, thanks for the legend so I know what is where, but now what can I do with this font...?" Well, there are a number of possibilities, from invitation borders, to business or namecard trims, to rosette pagefills and backgrounds, etc. You can see some examples of possible uses on the following page for ideas to get you started.

Since Franklin Corners Three can not only make square, but also rectangular frames, many designer options are possible. (see Fig.1)

Figure 1



Various advertisements and type specimen books of the old days used to type out rosette background fill patterns. Using Franklin Corners Three as a pattern font in this manner is a unique and unexpected choice. (see Fig.2)

