




## MFC Escutcheon Monogram Guidebook

The inspiration source for MFC Escutcheon Monogram was a two letter monogram from a vintage embroidery publication made oval in form by its unusually designed surrounds. Reminiscent of antique keyplates, it adopted the name "Escutcheon". Originally intended as an embroidery style, this digitally revived monogram form can be used to personalize a wide array of projects.

### Escutcheon Monogram Styles

Escutcheon Monogram is only capable of two letter monograms due to its unique design. Both its letterforms and accent surrounds can be colorized for a more dynamic and customized appearance.

By default, Escutcheon Monogram types in an outline format. Just type any Capital followed by any lowercase to make your custom monogram.



If you want to create a dramatic solid version of Escutcheon Monogram, be sure to enable Stylistic Alternates before typing your monogram.


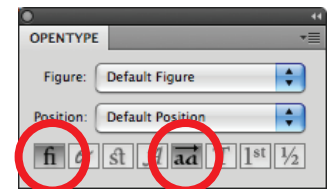



Figure 1

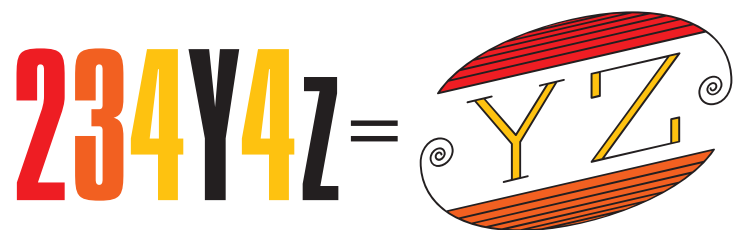
The Ligature & Stylistic Alternates options are selected here in the OpenType Palette...



But if you really want to make Escutcheon Monogram pop, try adding color to your custom monogram design. Colorizing with Escutcheon Monogram will require OpenType Ligatures to be enabled. See the examples below for some of the colorizing possibilities.



By choosing a color and typing the number 1, you fill in both surrounds. Choose a color then type 4, pick the text color and type a capital letter, then choose the type fill color and type 4, then pick the text color and type a lowercase letter.



By choosing a color and typing the number 2, you fill in the top surround. By choosing a color and typing the number 3, you fill in the bottom surround. Choose a color then type 4, pick the text color and type a capital letter, then choose the type fill color and type 4, then pick the text color and type a lowercase letter.